



Grade 2 Weekly Plan

April 12th-April 16th 2026

Announcements

Ministry Values; Our Partners in Responsibility

When we teach our children to guide their peers with kindness and wisdom, we instill in them a spirit of fraternal and Islamic responsibility, and we reinforce in their hearts that sincere advice is one of the pillars of a cohesive society, whose members cooperate in doing good and guide one another to the straight path.

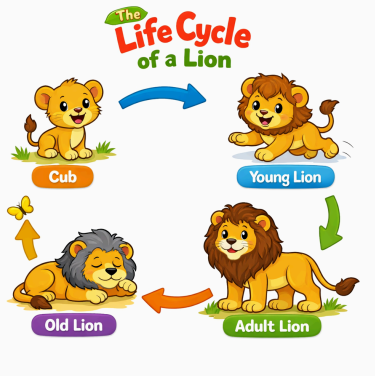

Tests

Vocabulary Test on Thursday April 16th, 2026

Vocabulary

1. Fact
2. Opinion
3. Vertices
4. Sides
5. Curved
6. Lifecycle

| Subject | Learning Objective | Resources |
|---------|---|-----------|
| Reading | <ul style="list-style-type: none">• Difference between Fiction/Non Fiction Text | |

| | | |
|----------------------------|---|---|
| Phonics/Sight words | <ul style="list-style-type: none"> ● New concept → e_e ● Irregular words → who, by, my ● See below for reading practice and word work | Lesson 57 See below |
| Writing | <ul style="list-style-type: none"> ● We will be exploring different types of animals each week; <u>Lion</u> <ul style="list-style-type: none"> ○ Informational Writing will include <ul style="list-style-type: none"> ■ Hook ■ 4 Detailed Sentences on the animals habitat, appearance, diet, and life cycle. ■ Closing sentence | |
| Math | <ul style="list-style-type: none"> ● Probability and Data Management <ul style="list-style-type: none"> - Sorting into groups - Sorting into many groups - Sorting rules - Sorting rules: Many groups - Sort and Graph | Jump Math Book Pages 85 - 96 IXL: Interpret pictographs IXL: Create Pictographs IXL: Interpret Bar graphs Create bar graphs |
| Science | <ul style="list-style-type: none"> ● Introduction to New Unit; Life Cycles <ul style="list-style-type: none"> ○ <u>Lion Life Cycle</u> ○ Cub, young lion, Adult, Old Lion <ul style="list-style-type: none"> ■ Non-metamorphic life cycle |  <p>The diagram illustrates the life cycle of a lion. It starts with a 'Cub' (small orange lion), which grows into a 'Young Lion' (medium orange lion). The 'Young Lion' becomes an 'Adult Lion' (large orange lion with a mane). The 'Adult Lion' eventually becomes an 'Old Lion' (large grey lion with a mane). Arrows indicate the progression from Cub to Young Lion, Young Lion to Adult Lion, Adult Lion to Old Lion, and Old Lion back to Young Lion, completing the cycle.</p> |
| Career Education | Being Positive; <ul style="list-style-type: none"> ● Growth Mindset (video 2)- I can learn from my mistakes. Focus on seeing mistakes as a chance to grow. |  <p>A cartoon illustration of a green character with a bandage on its head, surrounded by broken objects like a broken vase and a broken toy. The text 'LEARN FROM YOUR MISTAKES!' is written in blue capital letters above the character.</p> |



Home Practice

New Concept and Sample Words

e_e & review

eve
theme
these
here
shape
while
drove

Review Irregular Words

who, by^{*}, my^{*}
♥♥ ♥♥

Word Work Chains

1. ride → rode → mode → made
2. came → tame → time → lime

Sample Word Work Chain Script

ride → rode → mode → made

1. Make the word **ride**. [spelling]
2. Change the **i** to **o**. What word is this? [reading]
3. Change **rode** to **mode**. [spelling]
4. Change the **o** to **a**. What word is this? [reading]

Sentences

1. They should hike by the lake.
2. I will bake a cake for my class.

Five Mile Hike

Illustrate the story here:









Chan rides his skates to the lake. When Chan gets to the lake, he looks for his pal Eve. He sees Eve on the black dock. "Want to hike?" asks Eve. "Yep!" Chan says. "OK. Grab these snacks for us to have on the hike," says Eve.

Eve and Chan hike for a long time. "This is a long hike!" says Chan. "Yes. It is five miles" says Eve. Eve and Chan talk as they walk. Eve tells Chan when they are close to the top. "Here we are! The top of the hill!" Eve yells. Eve and Chan can see for miles. "Thank you for this grand hike," says Chan with a wide smile.







Roll and Read

Lesson 57: VCe Review, e_e (1)

| | | | | | |
|---|---|--|---|---|---|
|  |  |  |  |  |  |
| sphere | bake | these | cake | eve | theme |
| choke | eve | fade | grape | late | bride |
| came | make | maze | drive | blade | bone |
| these | bike | theme | male | white | lake |
| broke | pole | drone | case | grime | wrote |
| gate | stone | wife | zone | sphere | home |







Roll and Read

Lesson 57: VCe Review, e_e (2)

| | | | | | |
|---|---|--|---|---|---|
|  |  |  |  |  |  |
| sphere | mile | chime | theme | quite | five |
| vote | eve | clove | shake | throne | shade |
| pike | tape | dive | those | drive | twine |
| fine | wide | grove | stride | robe | phone |
| rope | rose | note | sale | phase | these |
| sake | zone | vase | mine | name | slope |







Roll and Read

Lesson 57: VCe Review, e_e (3)

| | | | | | |
|---|---|--|---|---|---|
|  |  |  |  |  |  |
| theme | brake | shrine | bike | here | fate |
| broke | drive | sphere | joke | cone | fine |
| wake | whale | chose | eve | rode | kite |
| chime | wise | hike | grime | pole | brave |
| bake | phone | date | write | hole | code |
| lime | spoke | pose | twine | five | stone |

Roll and Read

Lesson 57: VCe Review, e_e (4)

| | | | | | |
|---|---|--|---|---|---|
|  |  |  |  |  |  |
| drone | shrine | globe | phone | shine | theme |
| chose | eve | shake | brake | stroke | phase |
| shape | blade | flame | grove | stroke | flake |
| these | quite | whale | spike | grade | grime |
| grave | smoke | broke | dome | chase | slide |
| brave | slope | note | skate | sphere | slime |